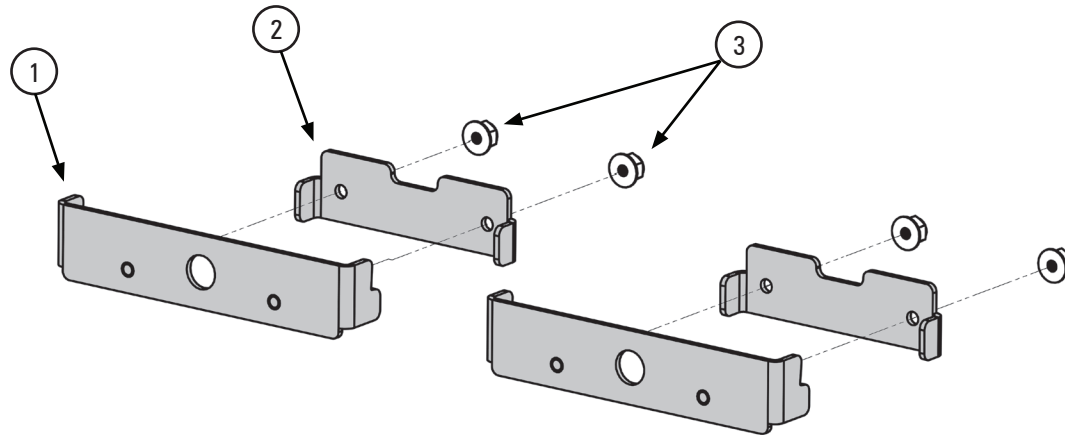




2021-2023 DODGE CHARGER MPOWER GRILLE BRACKET ASSEMBLY FOR USE WITH THE 3" & 4" QUICK MOUNT MPOWER® LIGHTS*

PMP2BK006 - GRILLE MOUNT BRACKET, 2 MODULE



OVERALL ASSEMBLY SHOWN*

⚠ WARNING

- HIGH CURRENT interconnects must be properly terminated. Poor crimp quality can cause heat build-up and fire. Follow crimp connector manufacturer instructions.
- DO NOT install this product or route any wires in the Air Bag Deployment Zone. Refer to vehicle Owner's Manual for deployment zones.
- Do NOT use system to disconnect headlights, brake lights or other safety equipment.
- Unit may become hot to touch during normal operation.
- Failure to properly install connectors, fuses or wiring may cause vehicle failure or fire.
- Installation must only be performed by trained technician. Installer must determine vehicle wiring configuration and proper integration of system.
- Use proper wire gauge. All power wires connecting to positive (+) or negative (-) battery terminal or local chassis ground (-) must be sized to supply at least 125% of max. current and properly fused at power source.
- Install protective grommets when routing wire through firewall or metal.



1.800.338.7337 / www.soundoffsignal.com

INTRODUCTION:

mpower® Fascia Light Features:

- 3" and 4" Quick Mount Options available for this bracket design
- Collaboration with Dow Corning® to develop ClearDuty™ optical design
- Greater resistance to gravel pitting, scratching, or cracking
- Improved sealing to prevent water from entering light
- Higher UV and thermal stability to prevent lens from yellowing over time

CONTENTS		
ITEM	QTY	COMPONENT
1	2	OUTER BRACKET
2	2	INNER BRACKET
3	4	6-32 NYLOCK NUT
4	1	INSTRUCTION SHEET

*mpower Sold Separately

NOTICE:

Installers and users must comply with all applicable federal, state and local laws regarding use and installation of warning devices.

Improper use or installation may void warranty coverage.

To review our Limited Warranty Statement & Return Policy for this or any SoundOff Signal product, visit our website at www.soundoffsignal.com/tech-services/returns/.

If you have questions regarding this product, contact **Technical Services**, Monday - Friday, 8 a.m. to 5 p.m. ET at 1.800.338.7337 (press #4).

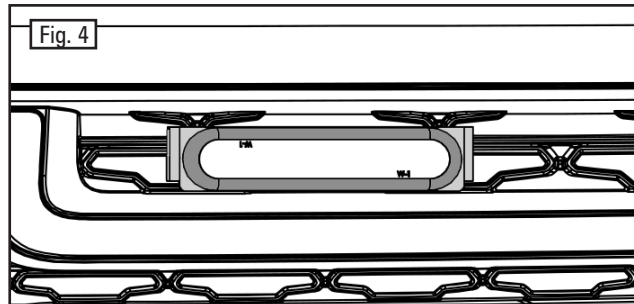
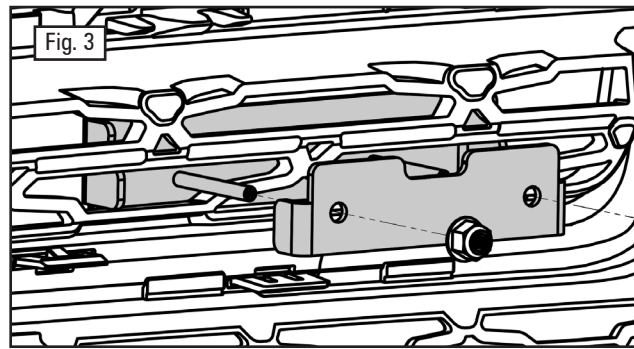
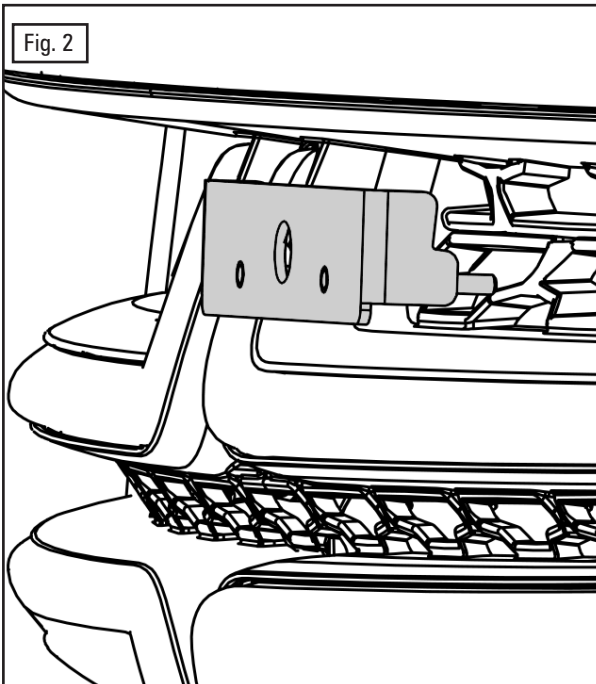
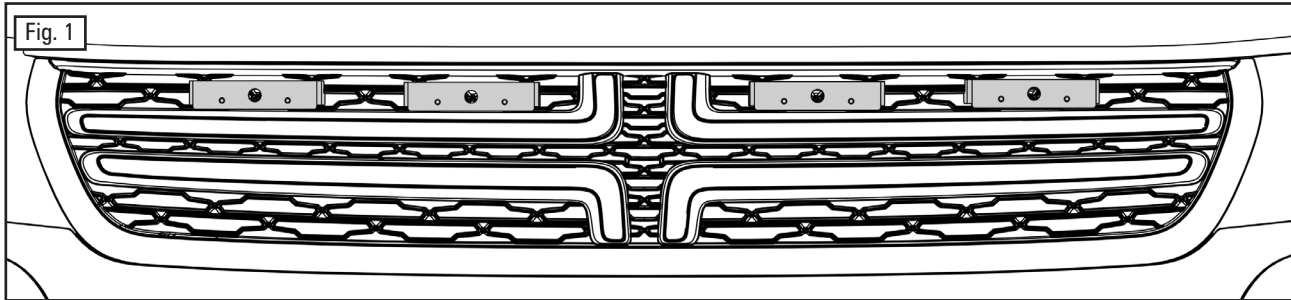
Questions or comments that do not require immediate attention may be emailed to techservices@soundoffsignal.com.

ENHANCING SAFETY THROUGH INNOVATION



2021-2023 DODGE CHARGER MPOWER GRILLE BRACKET ASSEMBLY FOR USE WITH THE 3" & 4" QUICK MOUNT MPOWER® LIGHTS*

PMP2BK006 - GRILLE MOUNT BRACKET, 2 MODULE



INSTALLATION:

1. Remove the front fascia per the manufacturer's instructions.
2. Hold the outer bracket in place and slide the inner bracket onto the studs on the inside of the fascia. The recommended assembly install locations are shown in Figure 1. Note: in order to have four assemblies as shown in Figure 1, two kits are required.
3. Once the inner bracket is in place, secure the assembly by threading the nuts onto the studs on the inside of the fascia. The assembly process can be seen in Figure 2 and Figure 3.
4. Attach the mpower light to the bracket following the quick mount mpower instructions.
5. Route the mpower light wires into the fascia. A final grille light mount assembly is shown in Figure 4.
6. Assemble other grille light mount assemblies following steps one through five.
7. Reinstall the front fascia per the manufacturer's instructions.

NOTICE:

Installers and users must comply with all applicable federal, state and local laws regarding use and installation of warning devices.

Improper use or installation may void warranty coverage.

To review our Limited Warranty Statement & Return Policy for this or any SoundOff Signal product, visit our website at www.soundoffsignal.com/tech-services/returns/.

If you have questions regarding this product, contact **Technical Services**, Monday - Friday, 8 a.m. to 5 p.m. ET at 1.800.338.7337 (press #4).

Questions or comments that do not require immediate attention may be emailed to techservices@soundoffsignal.com.

SoundOff
Signal 

1.800.338.7337 / www.soundoffsignal.com