

How to...

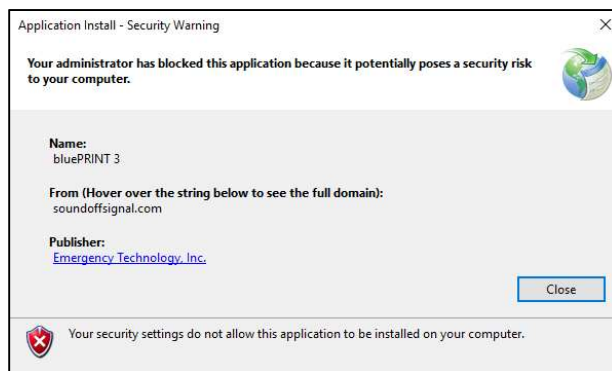


Allow SoundOff Signal apps to install with Administrator errors....

The following is a work-around to get software to install when there is an error stating the Administrator has blocked the installation.

Download setup.exe file for the software you wish to install.

When you click the setup.exe file and get this error



*****You will need to make adjustments to your registry. This can cause severe problems with your operating system if not done properly. Use extreme caution and make a registry backup prior to making any changes.*****

By following this link to the Microsoft Developers Network
<https://msdn.microsoft.com/en-us/library/ee308453.aspx>

Then refer to the section for "Enabling the ClickOnce Trust Prompt"

Follow the instructions which are also on the next page.

Enabling the ClickOnce Trust Prompt

Enable the trust prompt for a zone when you want end users to be presented with the option of installing and running any ClickOnce application that comes from that zone.

To enable the ClickOnce trust prompt by using the registry editor

1. Open the registry editor:
 - a. Click **Start**, and then click **Run**.
 - b. In the **Open** box, type `regedit32`, and then click **OK**.
2. Find the following registry key:
`\HKEY_LOCAL_MACHINE\SOFTWARE\MICROSOFT\.NETFramework\Security\TrustManager\PromptingLevel`

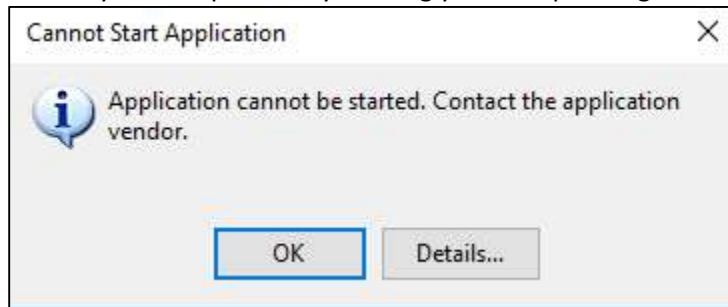
If the key does not exist, create it.

3. Add the following subkeys as **String Value**, if they do not already exist, with the associated values shown in the following table.

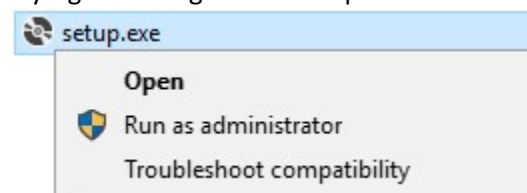
String Value subkey	Value
Internet	Enabled
UntrustedSites	Disabled
MyComputer	Enabled
LocalIntranet	Enabled
TrustedSites	Enabled

4. For Office solutions, Internet has the default value `AuthenticodeRequired` and `UntrustedSites` has the value `Disabled`. For all others, Internet has the default value `Enabled`.

Restart your computer. Try running your setup.exe again. If you get this error



Try right-clicking on the setup.exe and run as administrator



The program should install and run correctly.