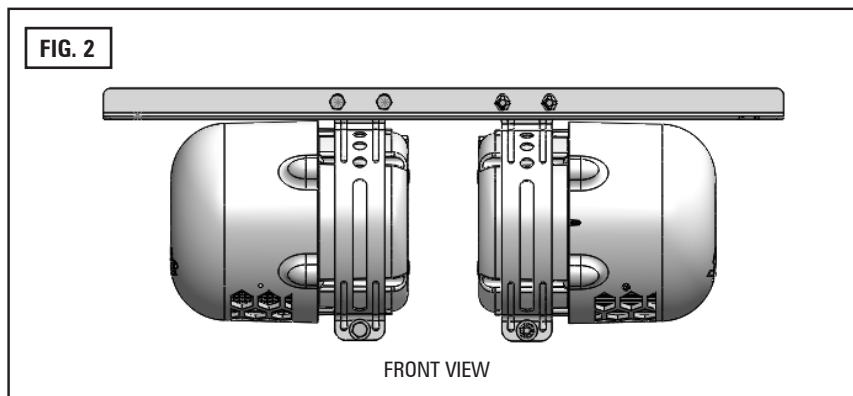
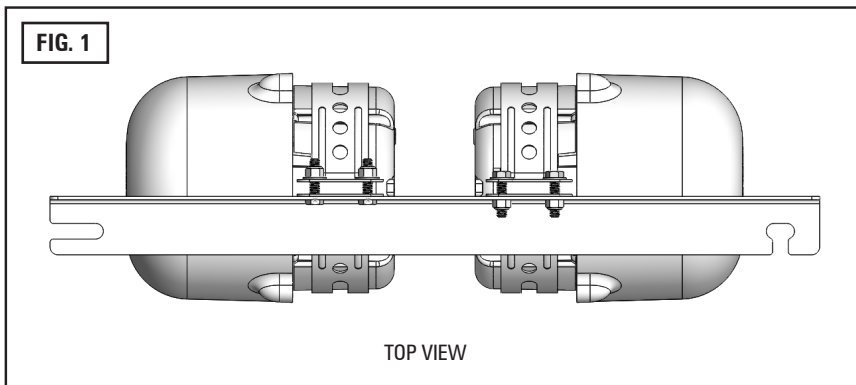


**FRAME MOUNT BRACKET (NO DRILL) FOR THE AFTERSHOCK LOW FREQUENCY SPEAKER
2019.5 - 2021 CHEVROLET SILVERADO 1500 (VIN STARTS WITH 1G)
ETSSLFVBK10**



⚠ WARNING

- HIGH CURRENT interconnects must be properly terminated. Poor crimp quality can cause heat build-up and fire. Follow crimp connector manufacturer instructions.
- DO NOT install this product or route any wires in the Air Bag Deployment Zone. Refer to vehicle Owner's Manual for deployment zones.
- Do NOT use system to disconnect headlights, brake lights or other safety equipment.
- Unit may become hot to touch during normal operation.
- Failure to properly install connectors, fuses or wiring may cause vehicle failure or fire.
- Installation must only be performed by trained technician. Installer must determine vehicle wiring configuration and proper integration of system.
- Use proper wire gauge. All power wires connecting to positive (+) or negative (-) battery terminal or local chassis ground (-) must be sized to supply at least 125% of max. current and properly fused at power source.
- Install protective grommets when routing wire through firewall or metal.

NOTICE:

Installers and users must comply with all applicable federal, state and local laws regarding use and installation of warning devices.

Improper use or installation may void warranty coverage.

To review our Limited Warranty Statement & Return Policy for this or any SoundOff Signal product, visit our website at www.soundoffsignal.com/tech-services/returns/.

If you have questions regarding this product, contact **Technical Services**, Monday - Friday, 8 a.m. to 5 p.m. ET at 1.800.338.7337 (press #4).

Questions or comments that do not require immediate attention may be emailed to techservices@soundoffsignal.com.

INSTALLATION:

1. Remove the front grille and shutter assembly to gain access behind vehicle bumper. Consult a local Chevrolet service center for best disassembly method. Keep all hardware.


CONTAINS	
QTY	COMPONENT
1	Low Frequency Bracket
1	Installation Instruction Sheet
1	Product Warning Card

*Speaker and Speaker Hardware Sold Separately

**SoundOff
Signal**

1.800.338.7337 / www.soundoffsignal.com

**FRAME MOUNT BRACKET (NO DRILL) FOR THE AFTERSHOCK LOW FREQUENCY SPEAKER
2019.5 - 2021 CHEVROLET SILVERADO 1500 (VIN STARTS WITH 1G)
ETSSLFVBK10**



INSTALLATION (CONT.):

2. Once the vehicle is disassembled loosen the large bolts on either side of the vehicle behind the bumper, as shown in Fig. 3, in order to slide the bracket into position.
3. When the bracket is positioned, tighten the preexisting bolts to manufacturer specifications.
4. After the bracket is installed on vehicle, attach the universal mount bracket to the aftershock speaker(s.)

NOTE: Ensure the speaker grille is pointed towards the ground and the Universal Mount Brackets are positioned with the double mounting holes facing upwards

5. The aftershock speakers(s) and Universal Mount Bracket are installed from below the vehicle. Position both sides of the speaker bracket(s) on the back side of the bracket mounted in the vehicle. Tighten to 15 ft-lb.
6. Connect the wire harness to back of the speaker(s.)
7. Reinstall grille using factory hardware.

NOTICE:

Installers and users must comply with all applicable federal, state and local laws regarding use and installation of warning devices.

Improper use or installation may void warranty coverage.

To review our Limited Warranty Statement & Return Policy for this or any SoundOff Signal product, visit our website at www.soundoffsignal.com/tech-services/returns/.

If you have questions regarding this product, contact **Technical Services**, Monday - Friday, 8 a.m. to 5 p.m. ET at 1.800.338.7337 (press #4).

Questions or comments that do not require immediate attention may be emailed to techservices@soundoffsignal.com.

**SoundOff
Signal**

1.800.338.7337 / www.soundoffsignal.com