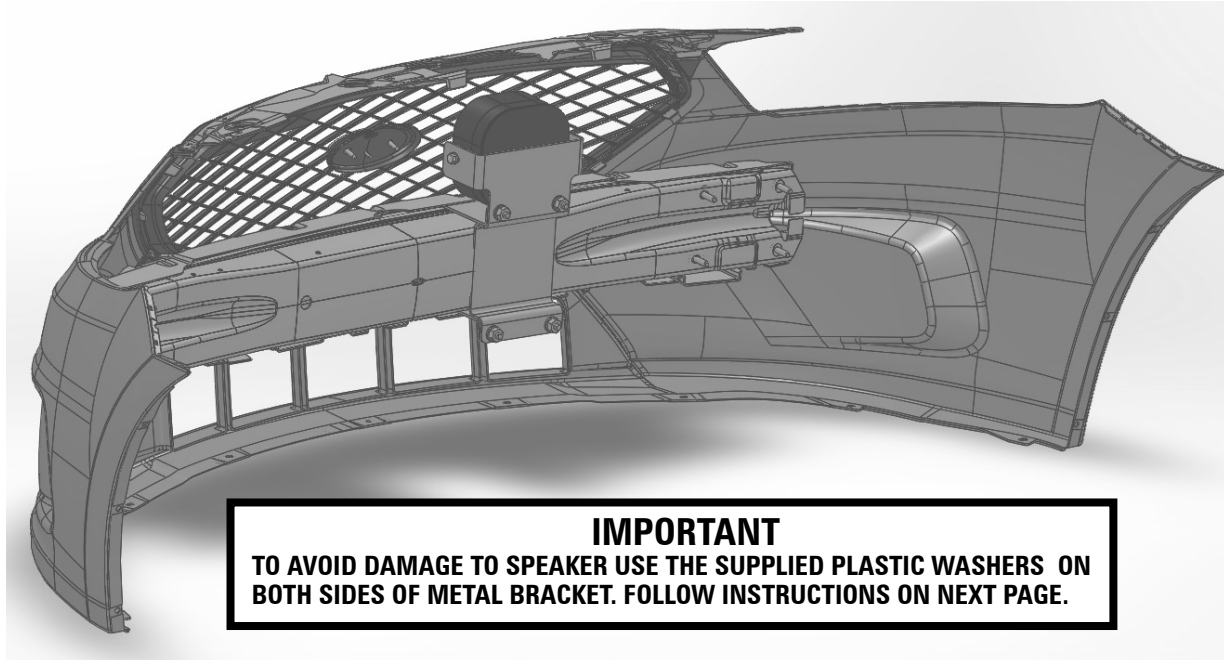


FORD SEDAN PI BUMPER SPEAKER BRACKET

ETSS100CBKFS-BP (for 2013 - 2017 model year - NO DRILL)



IMPORTANT
TO AVOID DAMAGE TO SPEAKER USE THE SUPPLIED PLASTIC WASHERS ON BOTH SIDES OF METAL BRACKET. FOLLOW INSTRUCTIONS ON NEXT PAGE.

ASSEMBLY SHOWN IS REPRESENTATIVE ONLY. EACH SPEAKER IS SLIGHTLY DIFFERENT AND INSTALLER IS RESPONSIBLE FOR SECURE MOUNTING IN BRACKET.

BRACKET COMPATIBLE WITH SPEAKERS:

- 100C
- 100N

WARNING

Sirens produce loud sounds that may damage hearing

- | Roll up windows
- | Wear hearing protection
- | Use only for emergency response
- | Avoid exposure to siren sound outside of vehicle



TECHNICAL SPECIFICATIONS

Material:	Steel with powder coated black finish
Dimensions (bracket only):	11"H x 7.3"W x 5.5"D

Important Information: _____

• Warning devices are strictly regulated and governed by Federal, State and Municipal ordinances. These devices shall be used ONLY on approved vehicles. It is the sole responsibility of the user of these devices to ensure compliance.



1.800.338.7337 / www.soundoffsignal.com

NOTICE:

Installers and users must comply with all applicable federal, state and local laws regarding use and installation of warning devices.

*Improper use or installation may void warranty coverage. To review our Limited Warranty Statement & Return Policy for this or any SoundOff Signal product, visit our website at www.soundoffsignal.com/support/. If you have questions regarding this product, contact **Technical Services**, Monday - Friday, 8 a.m. to 5 p.m. or after hours 5 p.m. to 8 p.m. EST at 1.800.338.7337 (press #4 to skip the automated message). Questions or comments that do not require immediate attention may be emailed to techservices@soundoffsignal.com.*

SUPERIOR CUSTOMER RELATIONSHIPS. SMARTLY DESIGNED LIGHTING & ELECTRONIC SOLUTIONS.

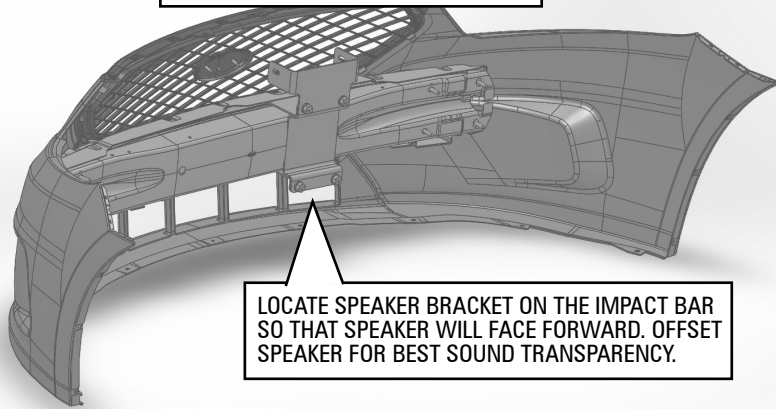
FORD SEDAN PI BUMPER SPEAKER BRACKET

ETSS100CBKFS-BP (for 2013 - 2017 model year - NO DRILL)

1 REMOVE FRONT BUMPER COVER ASSEMBLY AS ONE PIECE AND NOT INDIVIDUALLY. CONSULT A LOCAL FORD SERVICE CENTER FOR BEST DISASSEMBLY METHOD.

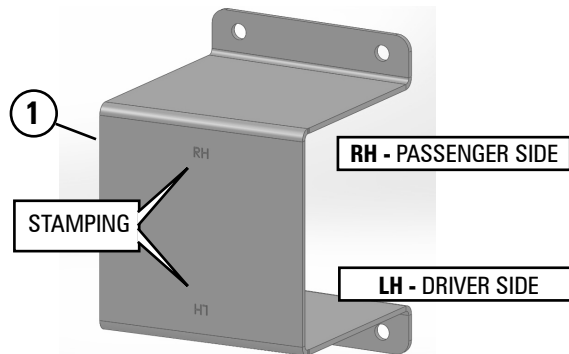
-KEEP ALL HARDWARE-

2 FRONT BUMPER CLIP SHOWN ONLY

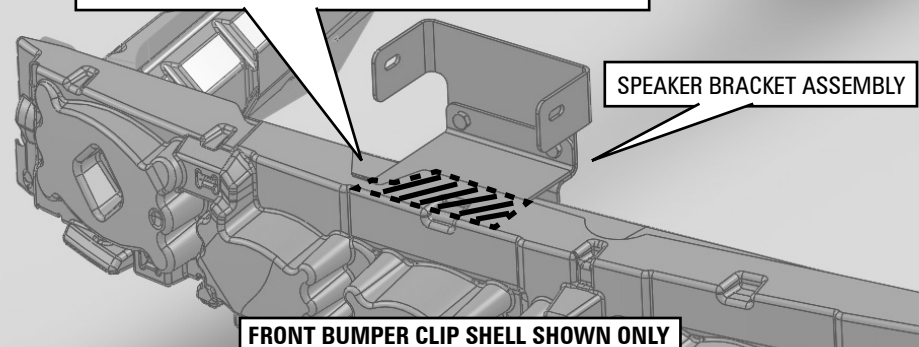


LOCATE SPEAKER BRACKET ON THE IMPACT BAR SO THAT SPEAKER WILL FACE FORWARD. OFFSET SPEAKER FOR BEST SOUND TRANSPARENCY.

3 **IMPORTANT**
VERIFY BRACKET #1 IS ORIENTED CORRECTLY DEPENDING ON WHICH SIDE OF BUMPER IT'S BOLTED ON.



4 MARK THE PLASTIC SHELL OF THE BUMPER AS SHOWN. NOTCH IT TO ALLOW BUMPER TO BE REPOSITIONED BACK ON VEHICLE WITH SPEAKER BRACKET ASSEMBLY.



FRONT BUMPER CLIP SHELL SHOWN ONLY

5

SPEAKER

1 **2** **3** **4** **5** **6** **7** **8** **9** **10**

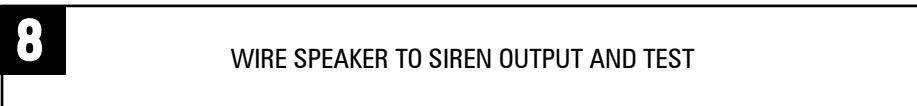
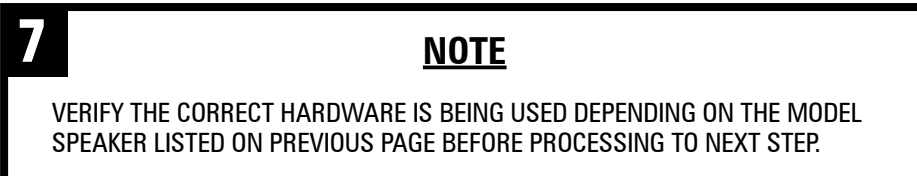
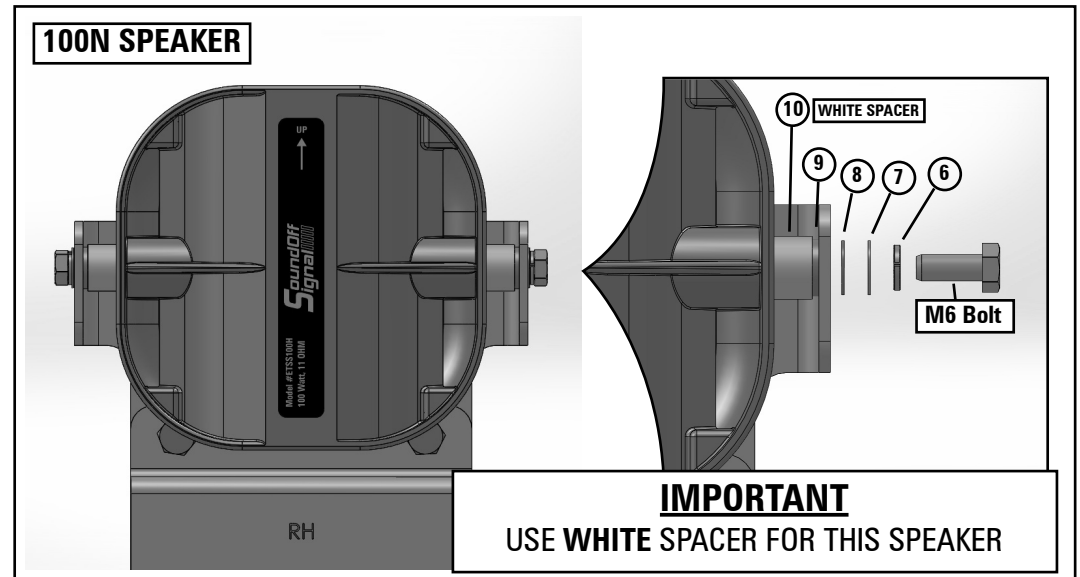
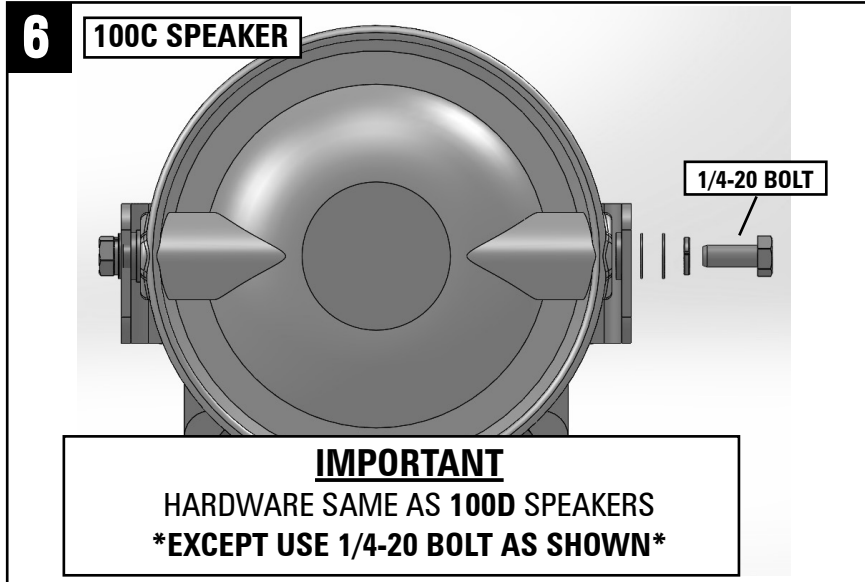
PLASTIC SPACER
PLASTIC SHOULDER WASHER
PLASTIC WASHER
STEEL WASHER
LOCK WASHER

BOLTS
* M8-1.25
* 1/4-20

**-ASSEMBLE AS SHOWN-
PARTS WILL VARY DEPENDING ON SPEAKER.
SEE STEP 6**

FORD SEDAN PI BUMPER SPEAKER BRACKET

ETSS100CBKFS-BP (for 2013 - 2017 model year - NO DRILL)



1.800.338.7337 / www.soundoffsignal.com

3

NOTICE:

Installers and users must comply with all applicable federal, state and local laws regarding use and installation of warning devices.

*Improper use or installation may void warranty coverage. To review our Limited Warranty Statement & Return Policy for this or any SoundOff Signal product, visit our website at www.soundoffsignal.com/support/. If you have questions regarding this product, contact **Technical Services**, Monday - Friday, 8 a.m. to 5 p.m. or after hours 5 p.m. to 8 p.m. EST at 1.800.338.7337 (press #4 to skip the automated message). Questions or comments that do not require immediate attention may be emailed to techservices@soundoffsigal.com.*

SUPERIOR CUSTOMER RELATIONSHIPS. SMARTLY DESIGNED LIGHTING & ELECTRONIC SOLUTIONS.